



Blueberry Markets

PAMM


Investor's Guide



How to Manage your Investor Account

To start with this process, you will need a live account with Blueberry Markets. If you do not have one yet, kindly follow this [link](#) for instructions on how to create a BBM account.

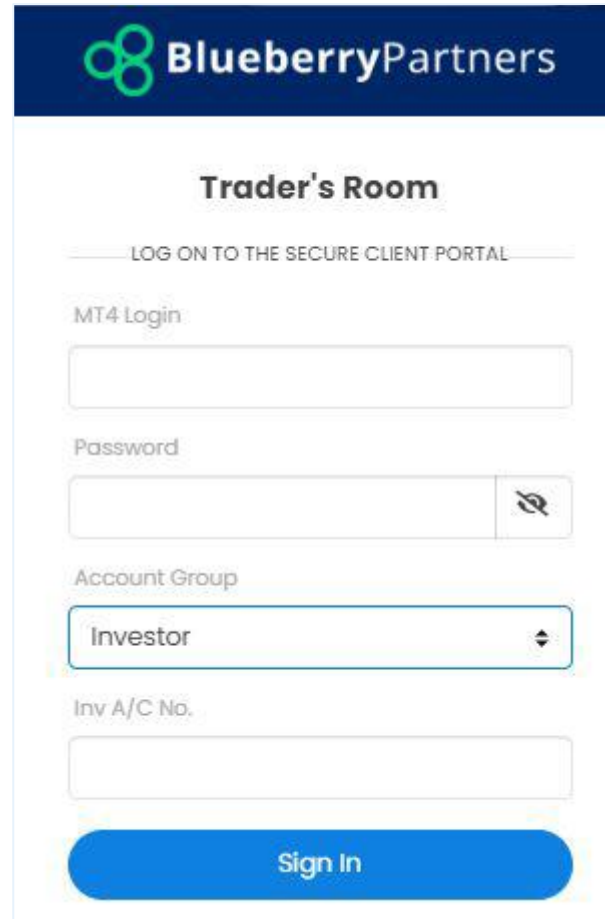
If you already have an account with BBM, then you are set to follow the succeeding steps and learn how to manage your Investor Account.



How to Manage your Investor Account

Log in to your [PAMM portal](#) using your MetaTrader account details provided to you upon registration.

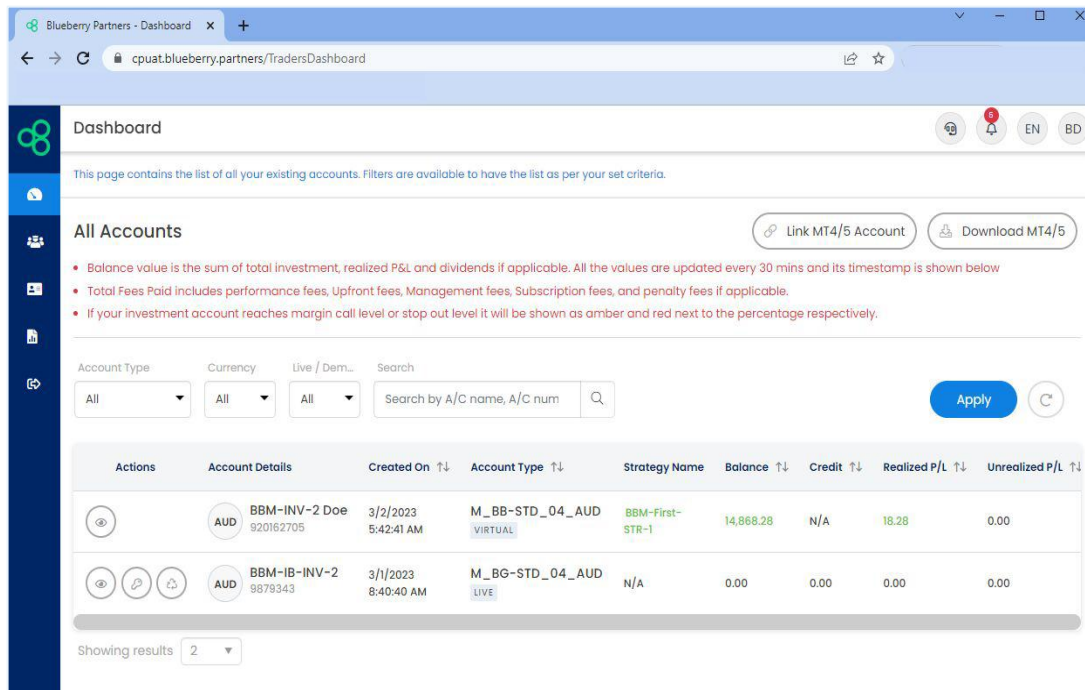
Note: You will need to input the Master Account number into the Inv A/C field.



The image shows a screenshot of the BlueberryPartners Trader's Room login interface. At the top, there is a dark blue header with the BlueberryPartners logo (three interlocking circles) and the text "BlueberryPartners". Below the header, the title "Trader's Room" is centered. Underneath, a horizontal line contains the text "LOG ON TO THE SECURE CLIENT PORTAL". The form consists of several input fields: "MT4 Login" (a text box), "Password" (a text box with a toggle icon for visibility), "Account Group" (a dropdown menu currently showing "Investor"), and "Inv A/C No." (a text box). At the bottom of the form is a prominent blue "Sign In" button.

How to Manage your Investor Account

Once logged in, you will see all your accounts on your dashboard.

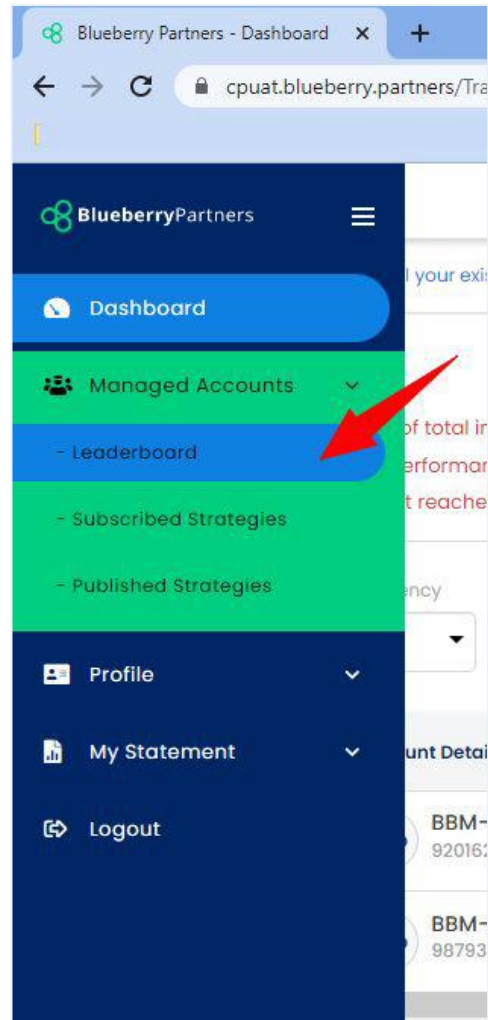


The screenshot shows the Blueberry Partners Traders Dashboard. The browser address bar displays `cpuat.blueberry.partners/TradersDashboard`. The dashboard header includes the Blueberry logo, the word "Dashboard", and user initials "EN" and "BD". A message states: "This page contains the list of all your existing accounts. Filters are available to have the list as per your set criteria." Below this, the "All Accounts" section features two buttons: "Link MT4/5 Account" and "Download MT4/5". A list of bullet points provides details: "Balance value is the sum of total investment, realized P&L and dividends if applicable. All the values are updated every 30 mins and its timestamp is shown below", "Total Fees Paid includes performance fees, Upfront fees, Management fees, Subscription fees, and penalty fees if applicable.", and "If your investment account reaches margin call level or stop out level it will be shown as amber and red next to the percentage respectively." A filter section includes dropdowns for "Account Type", "Currency", and "Live / Dem...", along with a search box labeled "Search by A/C name, A/C num". An "Apply" button and a refresh icon are also present. The main content is a table with columns: "Actions", "Account Details", "Created On", "Account Type", "Strategy Name", "Balance", "Credit", "Realized P/L", and "Unrealized P/L". Two accounts are listed: one virtual account with a balance of 14,868.28 and a realized P/L of 18.28, and one live account with a balance of 0.00 and a realized P/L of 0.00. At the bottom, it shows "Showing results 2".

Actions	Account Details	Created On	Account Type	Strategy Name	Balance	Credit	Realized P/L	Unrealized P/L
	BBM-INV-2 Doe 920162705	3/2/2023 5:42:41 AM	M_BB-STD_04_AUD VIRTUAL	BBM-First-STR-1	14,868.28	N/A	18.28	0.00
	BBM-IB-INV-2 9879343	3/1/2023 8:40:40 AM	M_BG-STD_04_AUD LIVE	N/A	0.00	0.00	0.00	0.00

How to Manage your Investor Account

Located on the left side of your screen, under Managed Accounts is the Leaderboard where you can see and display all available strategies you can subscribe to.



How to Manage your Investor Account

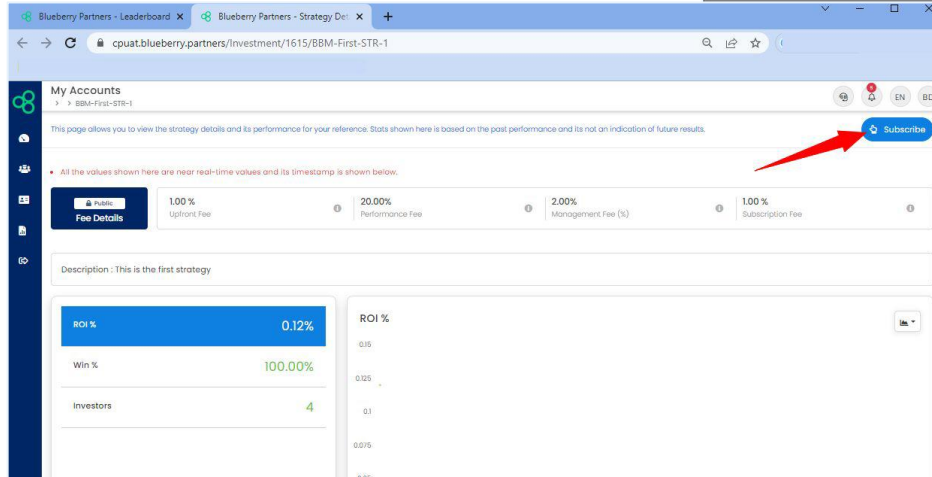
To subscribe to a strategy, simply click Subscribe to be redirected to the chosen strategy page where you will find all details of the strategy and its performance.

The screenshot displays the Blueberry Partners Leaderboard interface. The browser address bar shows the URL `cpuat.blueberry.partners/Invest/Strategies`. The page title is "Leaderboard" and the breadcrumb is "Managed Accounts > Leaderboard". A navigation bar includes a search input, a filter for "# Investors" (0 to 100), and an "Apply" button. Two strategy cards are visible:

- Ben Test**: Ben Test, Since Mar 23, 2023. Win%: 33.33% ↑, ROI %: -0.11%. Investors: 1, Amount following: ****. A "Subscribe" button is at the bottom.
- BBM-First-STR-1**: BBM, Since Mar 02, 2023. Win%: 100.00% ↑, ROI %: 0.12%. Investors: 4, Amount following: ****. A "Subscribe" button is at the bottom, highlighted by a red arrow.

How to Manage your Investor Account

Click on Subscribe again and fill in the prompt. You will also need to accept the Terms and Conditions in order to proceed.



My Accounts
BBM-First-STR-1

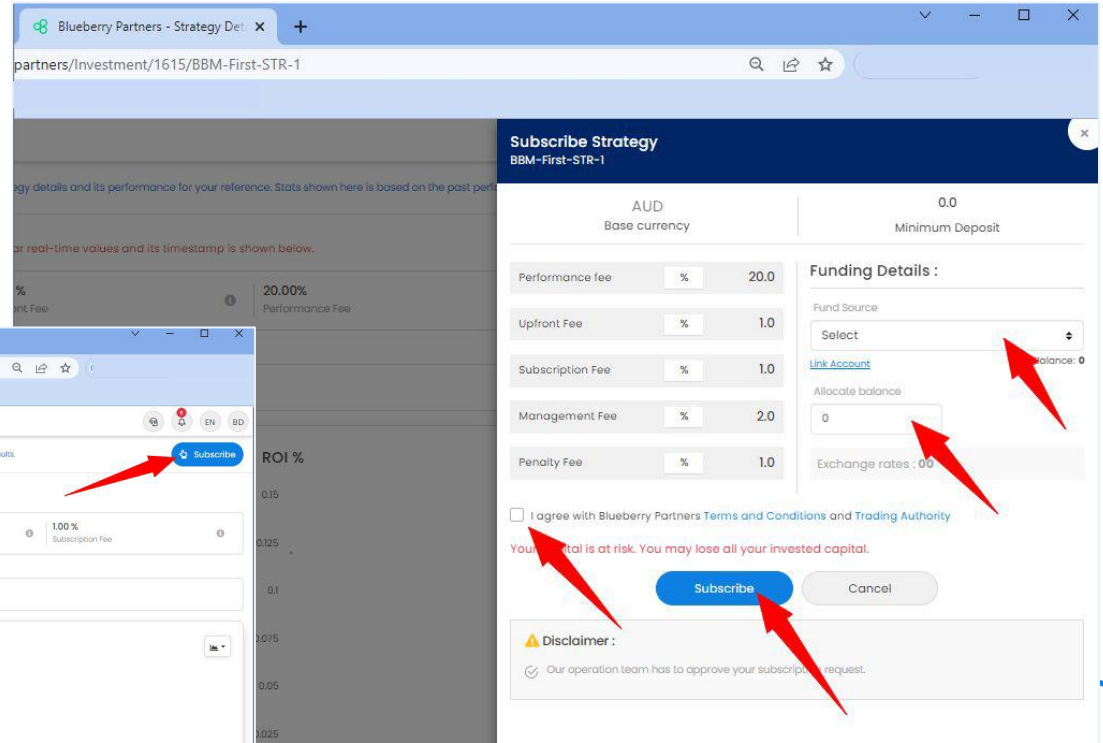
This page allows you to view the strategy details and its performance for your reference. Stats shown here is based on the past performance and its not an indication of future results.

All the values shown here are near real-time values and its timestamp is shown below.

Fee Type	Rate
Upfront Fee	1.00 %
Performance Fee	20.00 %
Management Fee (1)	2.00 %
Subscription Fee	1.00 %

Description : This is the first strategy

ROI %	0.12%
Win %	100.00%
Investors	4



Subscribe Strategy
BBM-First-STR-1

AUD
Base currency

0.0
Minimum Deposit

Performance fee	%	20.0
Upfront Fee	%	1.0
Subscription Fee	%	1.0
Management Fee	%	2.0
Penalty Fee	%	1.0

Funding Details :

Fund Source
Select

Link Account

Allocate balance
0

Exchange rates : 0.0

I agree with Blueberry Partners Terms and Conditions and Trading Authority

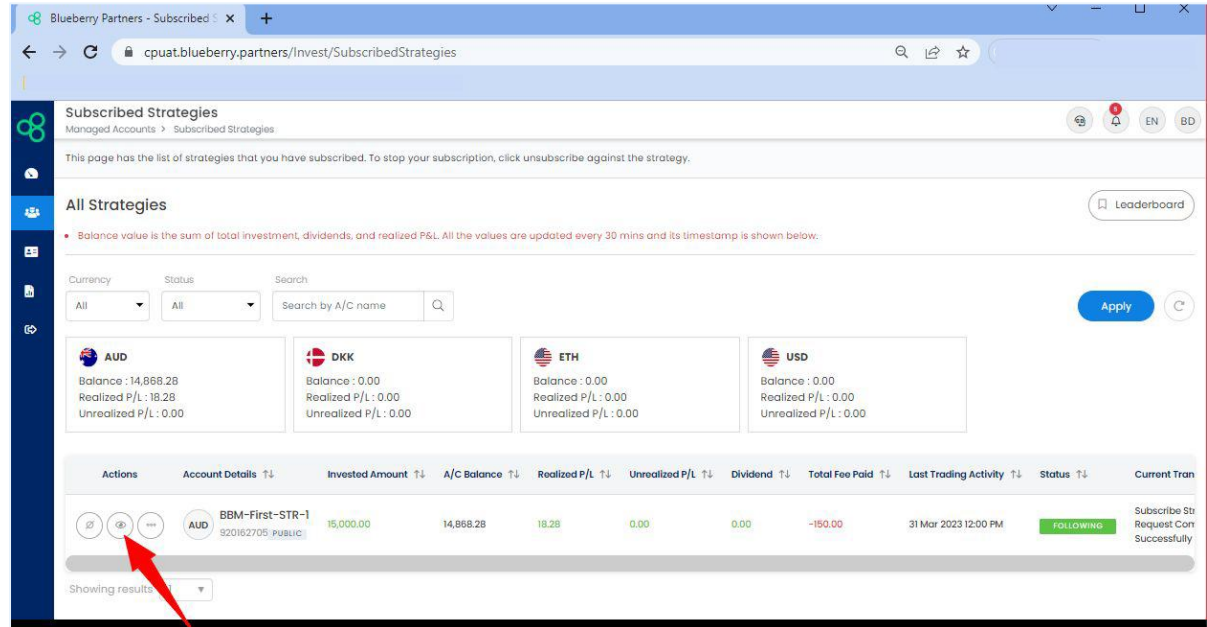
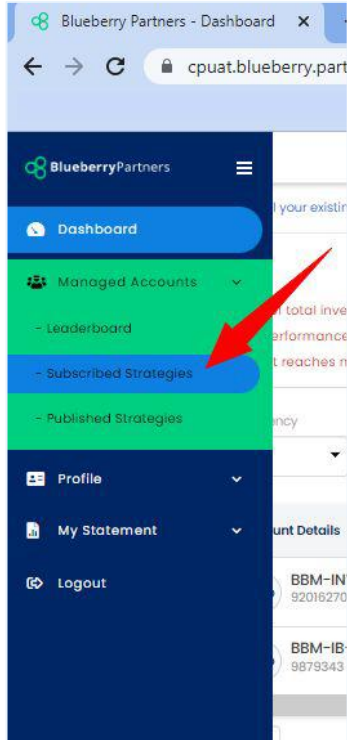
Your capital is at risk. You may lose all your invested capital.

Subscribe Cancel

Disclaimer :
 Our operation team has to approve your subscription request.

How to Manage your Investor Account

You may find all your subscribed strategies from the Subscribed Strategies tab on the left side of your dashboard. You can click on the “eye” button to display more details such as open trades, trading history and more details on your equity and margin.



How to Manage your Investor Account

Subscribed Strategies
Managed Accounts > Subscribed Strategies

This page will provide you with detailed information regarding your selected account. To view the dashboard again, click on close button at right side.

Selected Account: **BBM-INV-2 Doe (920162706)** | Status: **14,868.28% Excellent** | Stop Out Level: **Margin Call Level**

- All the values shown here are near real-time values and its timestamp is shown below.
- Free Margin = Equity - Margin used
- Margin level = $(\text{Equity} / \text{Used Margin}) * 100$

AUD Currency	14,868.28 Balance	18.28 Realized P/L	0.00 Unrealized P/L	14,868.28 Equity	14,868.28% Margin Level (%)	0.00 Margin used	50.00% Win %
------------------------	----------------------	-----------------------	------------------------	---------------------	--------------------------------	---------------------	-----------------

Investment Acc... Account type	BBM-First-STR-1 Subscribed Strategy	BBM-INV-2 Doe A/C Name	100 Leverage	31/03/2023 12:05PM Last trading activity
--	--	---------------------------	-----------------	---

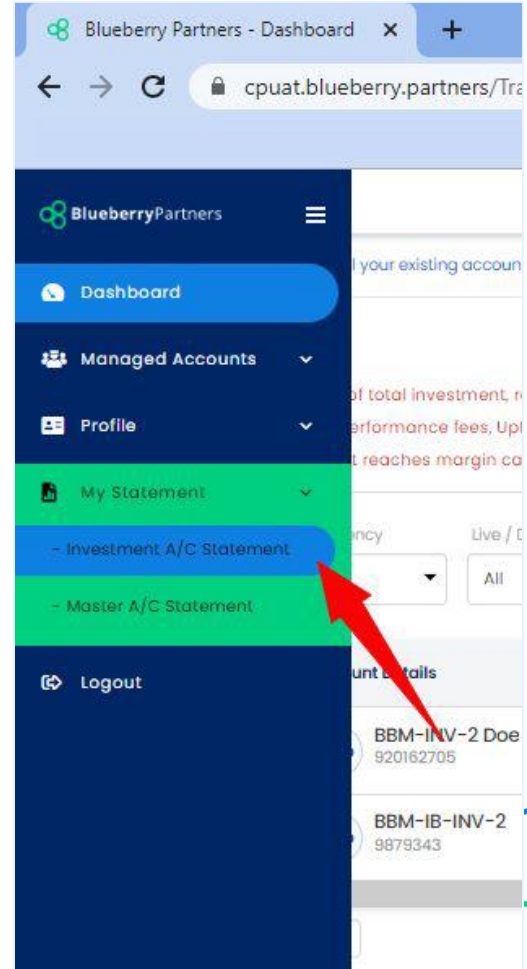
Fee Details	1.00 Upfront Fee (%)	20.00 Performance Fee(%)	2.00 Management Fee (%)	1.00 Subscription Fee (%)	1.00 Penalty Fee (%)
--------------------	-------------------------	-----------------------------	----------------------------	------------------------------	-------------------------

Open Trades | **History**

Order ID	A/C No	Opened Time	Action	Symbol	Volume	Open Price	Swap	Profit (USD)	Commission	Margin Required
----------	--------	-------------	--------	--------	--------	------------	------	--------------	------------	-----------------

How to Manage your Investor Account

The Statement tab located on the left side of your dashboard, allows you to visualize your Transaction history and Investor Daily Statement. You may also download your trading history and Investor Daily Statement and send them via email.



Partial Withdrawal

Select the strategy and click on the three- dotted icon at the left-hand side of your screen and click on Partial Withdrawal.

Subscribed Strategies
Managed Accounts > Subscribed Strategies

This page has the list of strategies that you have subscribed. To stop your subscription, click unsubscribe against the strategy.

All Strategies

• Balance value is the sum of total investment, dividends, and realized P&L. All the values are updated every 30 mins and its timestamp is shown below.

Currency: All | Status: All | Search: Search by A/C name

Currency	Balance	Realized P/L	Unrealized P/L
AUD	14,868.28	18.28	0.00
DKK	0.00	0.00	0.00
ETH	0.00	0.00	0.00
USD	0.00	0.00	0.00

Actions	Account Details	Invested Amount	A/C Balance	Realized P/L	Unrealized P/L	Dividend	Total Fee Paid	Last Trading Activity	Status	Current Tran
	AUD BBM-First-STR-1 920162705_PUBLIC	15,000.00	14,868.28	18.28	0.00	0.00	-150.00	31 Mar 2023 12:40 PM	FOLLOWING	Subscribe Str Request Corn Successfully

Showing results 1

Blueberry Partners - Subscribed

cpuat.blueberry.partners/Inves

Subscribed Strategies

Managed Accounts > Subscribed Strategies

This page has the list of strategies that you have sub

All Strategies

• Balance value is the sum of total investment, divid

Currency: All | Status: All | Search: Search b

AUD
Balance : 14,868.28
Realized P/L : 18.28
Unrealized P/L : 0.00

Actions Partial Withdrawal ↑↓

- Top-Up Funds
- Trading Authority

Showing results 1

Partial Withdrawal

Enter the withdrawal amount and proceed by clicking the Submit button.

The screenshot shows a web browser window with the URL `cpuat.blueberry.partners/Invest/SubscribedStrategies`. The main content area displays 'Subscribed Strategies' with a list of strategies. A 'Partial Withdrawal' modal is open on the right side, containing the following information:

BBM-First-STR-1	920162705
Strategy Name	Account Number
AUD	14,868.28
Base currency	Equity
0.00	14,868.28
UnSettle PerformanceFee	Free Margin

Withdraw Funds:

Max Withdrawal Amount = 50.00 % of Free Margin - Performance Fee

Disclaimer:

- You are allowed to partially withdraw even when there is an open trade in your subscribed account.
- You can only withdraw 50.00 % of the free margin at the time of withdrawal.
- Max withdrawable amount is calculated real-time.
- Partial withdrawal will not be allowed if master account margin is negative.
- No partial closing on master account.

The background page shows a table of strategies with columns for Currency, Status, Search, and various financial metrics. The 'USD' strategy card is highlighted with a red arrow pointing to the 'Submit' button in the modal.

Complete Withdrawal

If you wish to make a complete withdrawal, you will first need to unsubscribe from the strategy. The available funds will go to the fund source account (MT4 or MT5).

Click on the Suspend icon on the left-hand side of the selected strategy.

Select Immediate or Next Settlement for Unsubscription. Proceed by clicking the Unsubscribe button.

Once the process is complete, and your funds are now showing on your MT4 or MT5 account, simply request a withdrawal from your client portal.

Fill out the form, and accept the terms and conditions.

Submit by clicking Confirm.

The screenshot displays the 'Subscribed Strategies' page in a web browser. The URL is 'cpuat.blueberry.partners/Invest/SubscribedStrategies'. The page is divided into two main sections: 'Subscribed Strategies' on the left and 'Unsubscribe Request - 320162705' on the right.

Subscribed Strategies Section:

- Header: 'Subscribed Strategies', 'Managed Accounts > Subscribed Strategies'
- Text: 'This page has the list of strategies that you have subscribed. To stop your s...
- Section: 'All Strategies'
- Text: 'Balance value is the sum of total investment, dividends, and realized P/L.'
- Table with columns: Currency, Status, Search (Search by A/C name)
- Table with 2 columns: AUD and DKK
- Table with columns: Action, Account Details, Invested Amount
- Table with 1 row: AUD, BBM-First-STR-1, 15,000.00
- Text: 'Showing results: 1'

Unsubscribe Request - 320162705 Section:

- Header: 'Unsubscribe Request - 320162705'
- Table with 4 columns: Currency (AUD), Strategy Name (BBM-First-STR-1), Realized P/L (18.29), Invested Amount (15,000.00)
- Section: 'Open trades'
- Table with columns: A/C No, Opened Time, Action, Symbol, Volume, Open Price, Unrealized P/L
- Text: 'Data Not Found'
- Text: 'Showing results: 0'
- Text: 'Are you sure you want to unsubscribe the strategy?'
- Form: Radio buttons for 'Immediate' (selected) and 'Next Settlement'
- List of conditions:
 - For Immediate: Penalty fee 1.00 % will be applied for unsubscribe.
 - For Next Settlement: Unsubscribe will be completed after monthly settlement.
- Text: 'The rates shown below might vary when executed based on the market volatility. Below are the open trades which will be closed on confirmation'
- Form: 'Unsubscribe' button (highlighted with a red arrow) and 'Cancel' button

